




PRODUCT SPECIFICATION



育鼎精密工業股份有限公司
ACRON PRECISION INDUSTRIAL CO., LTD

桃園縣八德市廣德里新興路 55 號

No.55, SinSing Road., Bade City, Taoyuan County 334, Taiwan(R.O.C)

TEL : 886-3-3629889 FAX : 886-3-3664917

☐ 東莞睦永電子五金廠
(AMMI)

☐ 東莞育鼎電子五金廠
(ACRON)

☒ 東莞愷興電子科技電子有限公司
(NUCONN)

REVISION:	ECR/ECN INFORMATION:		PRODUCT NO	GDP23 Series	SHEET No
E	EC No:	RD-T170044	PRODUCT NAME	RJ45+SINGLE PORT USB 10/100 BASE-T	1 of 9
DATE:		2017-09-29			
DOCUMENT NUMBER:		CREATED / REVISED BY:		CHECKED BY:	APPROVED BY:
PS-RJ-0006		ANDELEE.YANG		JERRY.TUNG	KIMI.HSU



PRODUCT SPECIFICATION

PRODUCT CHANGING HISTORY

NO	DATE	Changing	REV	Made	Approved
1	10/28'11	NEW Drawing	A	BRIAN	Devin Chen
2	2/27'13	RDT-130025	B	Linda	Kimi.Hsu
3	11/11'15	D150050	C	Andelee	Jerry.Tung
4	8/4'17	RD-T170039	D	Andelee	Kimi.Hsu
5	9/29'17	RD-T170044	E	Andelee	Kimi.Hsu

REVISION:	ECR/ECN INFORMATION:		PRODUCT NO	GDP23 Series (Sharp)	SHEET No
E	EC No:	RD-T170044	PRODUCT NAME	RJ45+SINGLE PORT USB 10/100 BASE-T	2 of 9
	DATE:	2017-09-29			
DOCUMENT NUMBER:		CREATED / REVISED BY:		CHECKED BY:	APPROVED BY:
PS-RJ-0006		ANDELEE.YANG		JERRY.TUNG	KIMI.HSU



PRODUCT SPECIFICATION

1.0 SCOPE

This Product Specification covers the performance requirements for RJ45+USB stack with transformer connector series.

2.0 PRODUCT DESCRIPTION

2.1 PRODUCT NAME AND SERIES NUMBER(S)

RJ45+USB stack with transformer

GDP23 Series

2.2 DIMENSIONS, MATERIALS, PLATINGS AND MARKINGS

See appropriate sales drawings for details on dimensions ,materials , plating and markings.

2.3 SAFETY AGENCY APPROVALS

See appropriate sales drawings

2.4 PRODUCT WEIGHT

The product weight is 8.9176g

2.5 PRODUCING PLANT FACTORY AND ADDRESS

Producing plant factory: Nuconn Industry CORP

Coil plant factory: DongGuan Nuconn Industry CORP.or MinXin Electronic CORP
or Vetak Electronic CORP .

DongGuan Nuconn Industry CORP. Address:

Nr.32,RongFu Rd.,3rd Industrial District,ShangSha Village,,ChangeAn Town,DonGuan
City,GuangDong,

MinXin Electronic CORP.Address:

Qianwei City industrial park,SiChuan

Vetak Electronic CORP. Address

XinZhai Village, Sansui city , GuiZhou,

3.0 APPLICABLE DOCUMENTS AND SPECIFICATIONS

Please refer to the Sales Drawings , and other sections of this Specification for specific references to applicable documents and specifications. In cases where the Product Specification differs from the Sales Drawings, the Sales Drawing will take precedence

EIA-364 TEST METHODS FOR ELECTRICAL CONNECTORS

4.0 RATINGS

4.1 TEMPERATURE

Operating Temperature Range: 0°C to + 70°C

Storage Temperature Range: - 40°C to + 85°C

4.2 USB Ratings

4.2.1 Insulation Resistance: 1000 M Ohm(MIN)

4.2.2 Contact Resistance : 30 m Ohm(MAX)

REVISION:	ECR/ECN INFORMATION:		PRODUCT NO	GDP23 Series (Sharp)	SHEET No
E	EC No:	RD-T170044	PRODUCT NAME	RJ45+SINGLE PORT USB 10/100 BASE-T	3 of 9
	DATE:	2017-09-29			
DOCUMENT NUMBER:		CREATED / REVISED BY:		CHECKED BY:	APPROVED BY:
PS-RJ-0006		ANDELEE.YANG		JERRY.TUNG	KIMI.HSU



PRODUCT SPECIFICATION

4.2.3 Dielectric Withstanding Voltage: 750 VAC

5.0 PERFORMANCE

Item	Test Items	Requirement	Procedures
1	Examination of Product	Meets requirements of product drawing. No physical damage.	Visual, dimensional and functional per applicable quality inspection plan.

Electrical Requirements

2	LOW Contact Resistance Level	30 mΩ max initial ΔR = 30 mΩ max final	Mate subject connector with compatible connector. EIA-364-23B
3	Insulation Resistance	1000 MΩ min initial 50 MΩ min final	Apply 100±10% Volts DC between adjacent contacts of mated connectors for one minute. EIA-364-21
4	Dielectric Withstanding Voltage	No discharge, flashover or breakdown. Current leakage: 1 mA max	For mated specimens, 2250VDC between connected RJ interface contacts and all PCB tails connected together with shield. 1 milliamp ere cutoff current, 500 Volts per second maximum ramp. EIA-364-20

Mechanical Requirements

5	Mating and Un-mating Forces	Insertion Force:22N max Unlatched Withdrawal Force: 22N max Latched Withdrawal Force: 89N min	Measure force necessary to mate and un-mate connectors using the free floating fixtures at rate of 25mm/min. EIA-364-05B
6	Solder ability	Wetting must occur over at least 95% of the solder immersion surface	Solder:SN/3.0Ag/0.5Cu,Flux:ROSIN 25%,IPA75%.High Temp Storage:150°C 1 hour, PCT: 105°C 100% 1.22*10sPa 4 hours. Solder 240°C±2°C; Immersion depth 2mm; Immersion time 3S
6.1	Solder ability (Plate Ni Shell)	Wetting must occur at least 75% of the solder immersion surface	Solder:Sn 96.5%, Ag 3.0%, Cu 0.5% Temperature: 150 °C (for 1 hour Min) Flux: Resin 25%, IPA75% (ES-0307LS-PD, EC-19S-8) Flux soak time: 3~5sec Prepare a hot condition: 100 °C (for 90 S) Solder temperature: 255±2 °C

REVISION:	ECR/ECN INFORMATION:		PRODUCT NO	GDP23 Series (Sharp)	SHEET No
E	EC No:	RD-T170044	PRODUCT NAME	RJ45+SINGLE PORT USB 10/100 BASE-T	4 of 9
DATE:		2017-09-29			
DOCUMENT NUMBER:		CREATED / REVISED BY:	CHECKED BY:	APPROVED BY:	
PS-RJ-0006		ANDELEE.YANG	JERRY.TUNG	KIMI.HSU	



PRODUCT SPECIFICATION

			Dipping time: 3S Max. Depth of dipping: 2mm min. from bottom of shell
7	Terminal Strength	Appearance meet requirement	Gravitation 500g , Winding 90 angle 2-3sec
8	KOJIRI Strength	Appearance meet requirement	Left: 100N, push 15sec Right: 100N, push 15sec Up: 100N, push 15sec Down : 100N, push 15se
9	Solder Joint Strength Test	(1) The variation must be 50 % \leq of the initial value (2) After test measured items must be 75 % \leq of solder (Pb/Sn) item	(1)Temp Cycle Test Min Temp: -40°C . MAX TEMP:+125°C TIME : Each 30 min. CYCLES:200 (2) Measurement Item: Component with LEAD: Tension Test (EIAJED-4702); Component without LEAD: Bend Test (EIAJED-4702) (3) Measurement cycle: INITIAL,(100) 200 (4) Measurement SMPL: Component with LEAD: 5LEADS \leq Component without LEAD: 5POINTS \leq To calculate Average
10	Physical Shock	No electrical discontinuity greater than 1 μ second. Shall meet visual requirements, and show no physical damages.	Subject mated connectors to 50 G's (peak value) half-sine shock pulses of 11 milliseconds duration. Three shocks in each direction shall be applied along the three mutually perpendicular axes of the test specimen (18 shocks). The electrical load condition shall be 100mA maximum for all contacts. EIA-364-27B
11	Durability	200 cycles with no function damage for RJ-45. Low Level Contact Resistance: $\Delta R = 30m\Omega$ max final	The sample should be mounted in the tester and fully mated and unmated 300 times per hour at the rate of 25mm/min. EIA-364-09C

REVISION:	ECR/ECN INFORMATION:		PRODUCT NO	GDP23 Series (Sharp)	SHEET No
E	EC No:	RD-T170044	PRODUCT NAME	RJ45+SINGLE PORT USB 10/100 BASE-T	5 of 9
DOCUMENT NUMBER:		CREATED / REVISED BY:		CHECKED BY:	APPROVED BY:
PS-RJ-0006		ANDELEE.YANG		JERRY.TUNG	KIMI.HSU



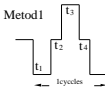
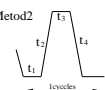
PRODUCT SPECIFICATION

12	Random Vibration	No electrical discontinuity greater than 1μsecond. Shall meet visual requirements, and show no physical damages.	The electrical load condition shall be 100mA maximum for all contacts. Subject to a simple harmonic motion having amplitude of 0.76mm (1.52mm maximum total excursion) in frequency which being varied uniformly between the approximate limits of 10 and 55 Hz. The entire frequency range, from 10 to 55 Hz and return to 10 Hz, shall be traversed in approximately 1 minute. This motion shall be applied for 2 hours in each of three mutually perpendicular directions. EIA-364-28D
----	------------------	--	--

Environment Requirements

13	Thermal Shock (Simulate Non-Operating State)	ΔR: 30mΩ max (change from initial) & Appearance: no damage	Subject mated connectors to 5 cycles between -40°C and 85°C, 30 minutes duration at both temperature extremes. EIA-364-32C
14	Humidity-Temperature Cycling	ΔR: 30mΩ max (change from initial) & Appearance: no damage	Mated connectors placed in humidity chamber (Humidity 80-98%, Temperature 20-65°C) for 240 Hrs. EIA-364-31B, Method IV, Except 7a
15	Temperature Life (Heat Aging)	ΔR: 30mΩ max (change from initial) & Appearance: no damage	Subject mated connectors to temperature life at 85°C for 500 hours. EIA-364-17B, Method A
16	Temperature Life (Cold Aging)	ΔR: 30mΩ max (change from initial) & Appearance: no damage	Test Temp -40°C Test Time: 500hrs
17	Salt Spray	ΔR: 30mΩ max (change from initial) & Appearance: no damage	Duration:24hours exposure 8hours moving 16hours resting total 24hours 3cycles Atmosphere: salt spray from a 5% solution. Temperature: 35 +1/-2°C EIA 364-26
18	Damp Heat, Steady State	JIS C 0022 JEC Pub.68 2-3 Ca MIL-STD-202 103B	Test Temp :40±2°C Relative Humidity:90~95%RH Test time:500Hrs

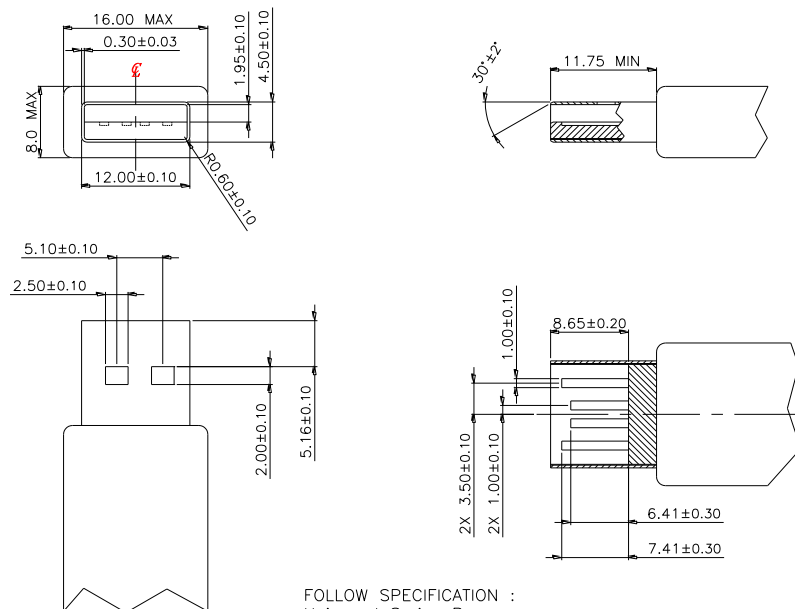
REVISION:	ECR/ECN INFORMATION:		PRODUCT NO	GDP23 Series (Sharp)	SHEET No
E	EC No:	RD-T170044	PRODUCT NAME	RJ45+SINGLE PORT USB 10/100 BASE-T	6 of 9
DATE:		2017-09-29			
DOCUMENT NUMBER:			CREATED / REVISED BY:	CHECKED BY:	APPROVED BY:
PS-RJ-0006			ANDELEE.YANG	JERRY.TUNG	KIMI.HSU

19	Change of Temperature	JIS C 0025 JEC Pub.68 2-14 NA MIL-STD-202 102A (Unless otherwise specified, either method 1 or method 2. is to be chosen)	<div><div><div>Metod1</div></div><div><div>Metod2</div></div></div> <div><p>(Both Method 1 and 2 are to be performed under following conditions)</p><table><thead><tr><th>Stage</th><th>Temp</th><th>Time</th></tr></thead><tbody><tr><td>t1</td><td>-40°</td><td>30min</td></tr><tr><td>t2</td><td>5~35 ℃</td><td>Less than 5min</td></tr><tr><td>t3</td><td>85°</td><td>30min</td></tr><tr><td>t4</td><td>5~35 ℃</td><td>Less than 5min</td></tr></tbody></table><p>Number of test cycles:100cycles</p></div>	Stage	Temp	Time	t1	-40°	30min	t2	5~35 ℃	Less than 5min	t3	85°	30min	t4	5~35 ℃	Less than 5min
Stage	Temp	Time																
t1	-40°	30min																
t2	5~35 ℃	Less than 5min																
t3	85°	30min																
t4	5~35 ℃	Less than 5min																
20	Ammonia	Appearance: no damage	Hydrogen Ion Exponent Index (PH)=10 Test Temperature:15~35 °℃ Test Time:72±4hrs															
21	Soldering Heat	1: Electrical and mechanical performance must be satisfactory in specifications 2: There must be no conspicuous changes in appearance (For example warping, swelling, cracking, indication)	MATERIALS Solder : Sn/99Ag/0.3/Cu0.7 (Weight%) If no doubts arise in judgment, it is ok to use another SOLDER TEST CONDITION 1 : TEST A: Flow Soldering (Partly Heating) 260±3℃ 10S ≦ 2 : TEST B: Hand Soldering 400℃ (Soldering iron tip) 3S ≦															

6.0 PACKAGING

Parts shall be packaged to protect against damage during handling, transit and storage. See packaging appropriate drawings

7.0 RECOMMENDED USB PLUG SPECIFICATION



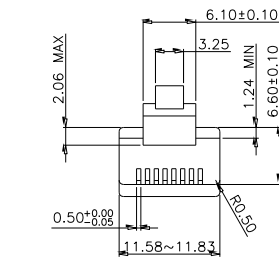
FOLLOW SPECIFICATION :
Universal Series Bus
Figure 6-9. USB Series A Plug
Interface Drawing

REVISION:	ECR/ECN INFORMATION:	PRODUCT NO	GDP23 Series (Sharp)	SHEET No
E	EC No: RD-T170044 DATE: 2017-09-29	PRODUCT NAME	RJ45+ SINGLE PORT USB 10/100 BASE-T	7 of 9
DOCUMENT NUMBER: PS-RJ-0006	CREATED / REVISED BY: ANDELEE.YANG	CHECKED BY: JERRY.TUNG	APPROVED BY: KIMI.HSU	

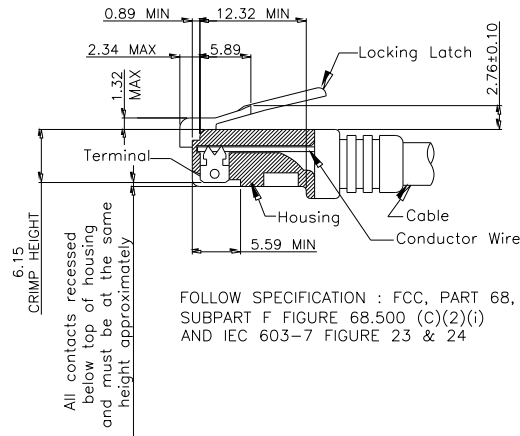
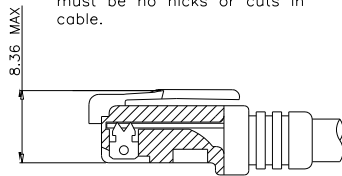


PRODUCT SPECIFICATION

8.0 RECOMMENDED RJ PLUG SPECIFICATION



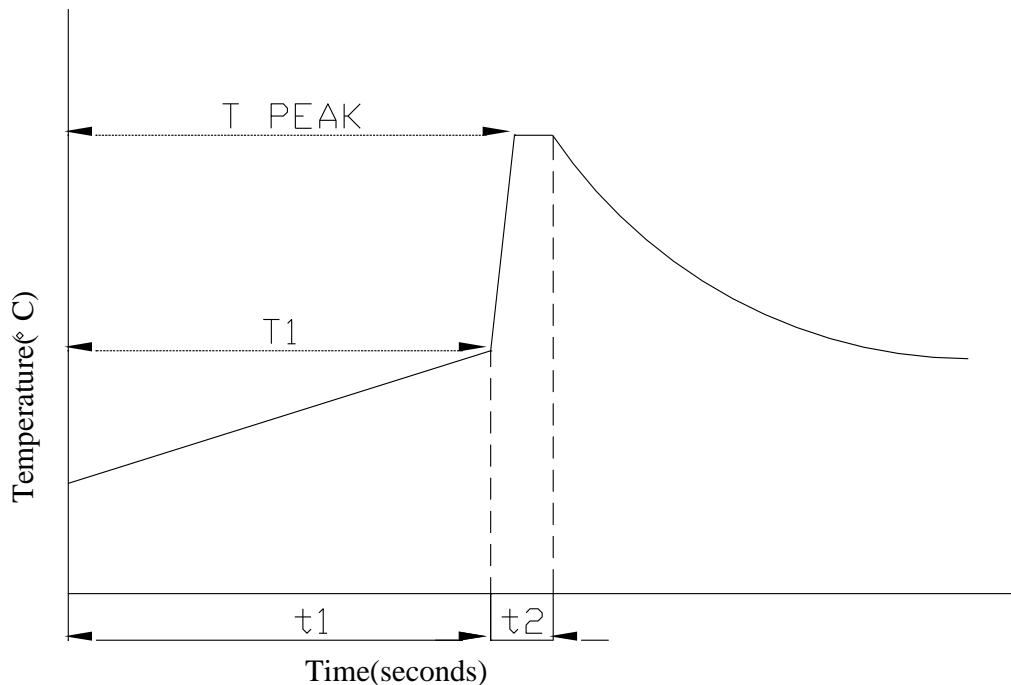
* There must be no damage to housing or locking latch. There must be no nicks or cuts in cable.



FOLLOW SPECIFICATION : FCC, PART 68, SUBPART F FIGURE 68.500 (C)(2)(i) AND IEC 603-7 FIGURE 23 & 24

FOLLOW SPECIFICATION : FCC, PART 68, SUBPART F FIGURE 68.500 (C)(2)(ii)

8.0 RECOMMENDED WAVE SOLDERING PROFILE



REVISION:	ECR/ECN INFORMATION:		PRODUCT NO	GDP23 Series (Sharp)	SHEET No
E	EC No:	RD-T170044	PRODUCT NAME	RJ45+SINGLE PORT USB 10/100 BASE-T	8 of 9
DATE:		2017-09-29			
DOCUMENT NUMBER:		CREATED / REVISED BY:	CHECKED BY:	APPROVED BY:	
PS-RJ-0006		ANDELEE.YANG	JERRY.TUNG	KIMI.HSU	




PRODUCT SPECIFICATION

PARAMETER	REFERENCE	LEAD FREE SPECIFICATION
PREHEAT TEMPERATURE GRADIENT		+1~4°C/sec
PREHEAT TIME	t1	70 sec
PREHEAT TEMPERATURE	T1	100~120°C
SOLDER POT TEMPERATURE	T PEAK	260°C
DWELL TIME	t2	5 SEC
PEAK BOARD TOP TEMPERATURE		190°C
COOLING TEMPERATURE GRADIENT		-6°C/SEC MAX.

REVISION:	ECR/ECN INFORMATION:		PRODUCT NO	GDP23 Series (Sharp)	SHEET No
E	EC No:	RD-T170044	PRODUCT NAME	RJ45+SINGLE PORT USB 10/100 BASE-T	9 of 9
DOCUMENT NUMBER:		CREATED / REVISED BY:		CHECKED BY:	APPROVED BY:
PS-RJ-0006		ANDELEE.YANG		JERRY.TUNG	KIMI.HSU

AdRon 文件制訂、修訂、廢止申請單

RD-PS-A-001-136

文件編號	PS-RJ-0006	文件名稱	G0P23-Series (Sharp)		
申請部門	研發部	申請人	Andree	日期	2017.7.27
制訂單位	研發部	制訂人	Andree	日期	2017.7.27
<input type="checkbox"/> 制訂 <input checked="" type="checkbox"/> 修訂 <input type="checkbox"/> 廢止原因說明	ECR No. RC-T170044 (Rev. E) ~ Sharp要求, 增加產品變更歷史清單 ~				
相關單位審查	<div style="text-align: right;">  10/1/2017 </div> <div style="margin-top: 20px;"> 李漢祥 9/29 Frank 10/2 </div>				
核准	